

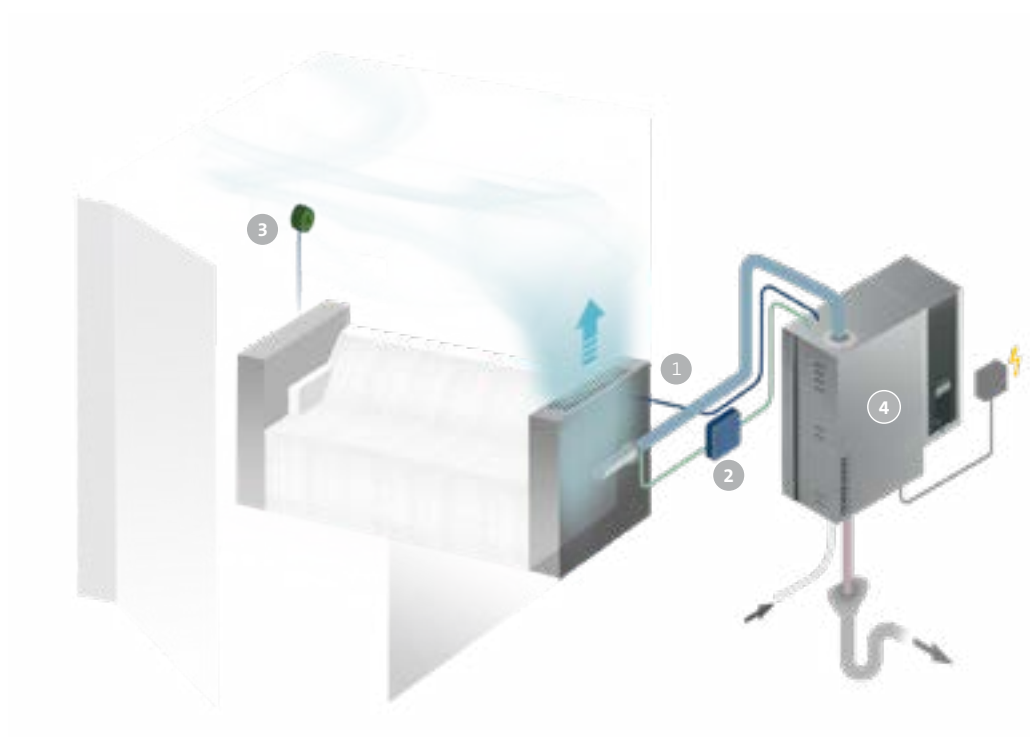


The perfect companions for  
steam bath and steam showers









- 1 Steam distribution
- 2 Fragrance pump
- 3 Temperature sensor
- 4 Steam bath generator

### Index

Condair Omega Pro	page	3
Condair Omega	page	7
NORDMANN AT4D	page	11
Condair Sigma	page	15
Spa Control Box Delta	page	18



# Relax and enjoy the highly innovative steam bath systems from Condair

## Wellness

Nowadays, many hotels and health clubs offer spa facilities for the wellbeing of their guests and members: a swimming pool, a sauna and, more and more often, even a steam room. But steam baths are increasingly to be found in private homes, their benefits simply unmatched.

In the home, a steam bath cabin can take up little more room than a shower, and the output and specifications of Condair steam bath generators can be adapted precisely to your needs. In addition, Condair supplies a whole system of steam-generating components suitable for use in installations of all types, including full-scale spas.

## Steam bathing

Taking a steam bath has a positive effect on our health. It eases rheumatic pains and tension, can provide immediate relief from respiratory problems, helps to make the skin softer, and activates the immune system. Elderly people often find a steam bath more agreeable than a sauna, while younger people are likely to appreciate its benefits after physical exertion.

## Steam generation

The steam generation can be started at the push of a button and the cabin will be heated. The steam can be seen and felt by means of fresh air circulating inside the room. The auto sensitive control system adjusts the temperature to the entered set value by increasing or decreasing

the steam production accordingly without notice by the bather.

## Aromatic stimulation

The effects can be intensified by aromatic fragrances and coloured lighting. After spending ten to fifteen minutes in the steam room, you feel simply reborn.







# Condair Omega Pro

Electric steam humidifier with patented scale management

**Condair Omega Pro** steam humidifiers are optimized for use with demineralized water and drinking water. The design features employed ensure outstanding reliability in use, precise control, and simple operation.

The units are the result of decades of experience and they define the state of the art in modern steam humidification.

## High capacity and unwavering dependability

Especially commercial and large steam bath installations require steam generators with sufficient capacity and dependable reliability. Condair designed the Omega Pro, which makes use of ohmic heating, specifically for such applications.

Using demineralized water you can install the **Omega Pro VE** (without scale management)



## Integrates seamlessly

Condair Omega Pro comes with all the common ports to enable its easy integration into building management systems (BMS), including Modbus, BACnet, etc.



# Patented scale management

## A technical innovation that solves the scale problem.

The patented scale management removes the separated scale particles from the steam cylinder during operation and automatically leads them into the designated scale collection tank. Scale deposits are thus continuously removed from the steam cylinder.

The pieces of scale are collected in an external scale collection tank and can easily be emptied from there. Maintenance work is therefore significantly reduced and operational reliability maximized. The patented scale management system ensures reduced maintenance times and long life of Omega Pro steam humidifiers.

## Easy cleaning and maintenance

Maintenance intervals are extremely long and the actual maintenance work is reduced to a minimum due to the external scale collection tank. The external location of the scale collection vessel below the unit ensures very easy access. The tank can be removed and emptied easily without the need for opening the unit housing. This makes maintenance tasks simple and very quick.


## Innovative drain pump

Scale incrustation is not only undesirable in the air humidifier itself; it can also cause problems in the drain piping of a building, if scale remains are left in the rinsing water. This can reduce the drain pipe cross sections and even block them.

For this reason, in the Omega Pro steam humidifier, the drain pump has been placed above the scale collection tank. Scale deposits subside into the collection tank, where they accumulate.

This prevents scale remains from being sucked in and transferred to the drain piping.

This arrangement of the drain pump protects the drainage system of the building against undesirable and problematic scale deposits.



Cold water pool protects in- and outlet against scale deposits

Patented scale management system dissolves incrustations



scale is removed from the unit into the collection tank





# Touch Controller for precise control

## Touch Screen Display:

Thanks to an intuitive menu, the unit operates with ease, providing full-text fault messages for better interaction with the steam unit. **NOTE: There is no integral steam bath control system.** Further information on our external spa control «Condair Delta Spa» can be found on page 18.

## Optimum process transparency

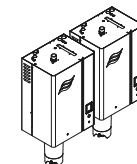
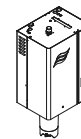
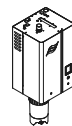
The Condair Touch Controller allows verification of all unit and process data at a glance. Operating data can be called up in real time, and there is a comprehensive data history.

## Precise control

The electronic control system allows the steam output to be varied continuously between 0 and 100%; this means accurate control and management of the steam supply rate.

## Integrates seamlessly

Condair Omega Pro comes with all the common ports to enable its easy integration into building management systems (BMS), including Modbus, BACnet, etc.



## Technical data

Condair Omega Pro		5	8	10	16	20	24	30	40	50	60	80	
Heating voltage		Maximum steam output in kg/h*											
400 VAC / 3Ph / 50..60Hz**	kg/h	5.1	8.1	9.9	16.1	19.8	24.2	29.8	40.0	49.6	59.0	80.0	
230 VAC / 1Ph / 50..60Hz	kg/h	5.0	8.0	9.8	-	-	-	-	-	-	-	-	
Nominal power	kW	3.8	6.0	7.4	12.0	14.9	18.0	22.5	30.0	37.5	44.6	60.0	
Control voltage		230VAC/1Ph/50..60Hz											
Dimensions (WxHxD)	mm	420 x 987 x 370				530 x 1097 x 406				2x 530 x 1097 x 406			
Operating weight	kg	40	40	40	66	66	66	66	66	132	132	132	
Conformity		CE, VDE, DVGW											

\* up to 160 kg (Link-up System)  
\*\* other heating voltages on request





# Condair Omega

The compact steam generator with quick steam availability

The steam generator for steam showers, private and semi-professional steam baths.

Optionally available with integrated spa control for simultaneous and independent control of steam bath and sauna.

### Compact construction form – reliable quality

The Omega is the guaranty of fast steam production regardless of the quality of the water. It comes in 2 extra compact dimensions and can produce from 2 to 20 kg of steam per hour. It produces steam in less than 4 minutes from ambient temperature and the keep warm feature enables instant steam production. Maintaining the Omega is reduced to the minimum and can be fully proceeded in less than 5 minutes Chrono.

### Device settings with integrated spa control

The control of further functionalities for steam bath or sauna such as light, fan, fragrance, bench and wall heating, or music can be conveniently adjusted via our new integrated spa control. Thus further applications such as Caldarium, Rasul, Bio- and Fin Sauna (8kg/h) and also the control of Dual-Cabins are possible.

It is possible to control various accessories such as light, fragrance, fan, freely configurable relay. It enables managing a steam bath and a fin sauna simultaneously and independently of each other with the same display.



Operation is via a modern touch display, which is available in various versions. Customisable display, you can upload your logo to appear on the screen.

# Modular construction – for different demands



Omega small with Display



Omega small without Display



Omega medium with Display



Omega medium without Display

## Modular construction – for different demands

The 4.3 Inch touchscreen display (option) enables numerous settings and programming such as timing sessions on daily and weekly basis, automatic on/off, instant steam.

The Omega touchscreen even enables to troubleshoot the entire machine and solve any technical issue in a matter of seconds by simply following the instructions. Alternatively, for an extremely cost efficient solution, the Omega is available without display and all settings can

be adjusted via a web interface. The generator can be switched on and off using the integrated button or a deported button fitted on the steam cabin.



## Waterseparation

The water cup separates the freshwater from the sewage. So a continuation of the water is impossible. The steam generator can be connected to the input water line without the need for a disconnecter.



## Fill and drain sideways

Space is always an issue, therefore each model of the Omega can be ordered with the option where the filling and draining of the water are sideways of the Omega. Thus, the Omega can be installed e.g. beneath a bench. To secure a proper fitting of the unit we recommend the floor mounting kit [1]. All these options can be added.





The filter cartridge and the fragrance pump can be fixed to the practical **wallstand** and the perfum bottle can be attached safely.

#### Filter cartridge

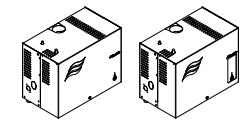
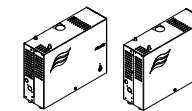
- can be ordered optional
- is mounted outside the device
- reduces maintenance because of less calcification at the heating rods inside the device
- connection 3/8 inch
- acoustic and visuell indication to signal if the replacement of cartridge is needed



#### External Touch Display

Optionally a remote touch display can be connected to the Omega steam generator. It is available as flush-mounted or wall-mounted version, with only 19-mm wall outstanding. You have the choice from three standard frames: brushed tainless steel, white or black glass.

There are two different display layouts matching to the selected cover. The cleverly designed magnetic frame construction, however, also allows steam bath builders to individualize the fitting with a material of the customer's liking.



#### Technical data

Condair Omega		2	4	6	8	12	16	20
Heating voltage		Maximum steam output in kg/h						
400 VAC / 3Ph / 50..60Hz	kg/h		-	6.0	8.0	12	16	20
230 VAC / 1Ph / 50..60Hz	kg/h	2.0	4.0	6.0	8.0	-	-	-
Nominal power	kW	2.0	3.5	4.5	6.5	9.5	12.5	15.5
Control voltage		230 VAC / 1 Ph / 50..60Hz						
Dimensions (WxHxD)	mm	470x350x150				470x350x270		
Operating weight	kg	12.9	12.9	12.9	19.6	19.6	19.6	19.6
Conformity		CE, VDE, DVGW						





# Nordmann AT4D

Electric steam humidifier with patented self-cleaning system

## High performance

The Nordmann AT4D produces sterilized, hygienic, odour-free steam. With auto-sensitive temperature control, innovative technology generating between 5 and 65 kg of steam per hour, and an extensive range of accessories, it meets all the specifications required for the safe operation of a high-quality steam bath.

## Split unit

Another very useful advantage the AT4D features is its ability to split water compartment from electrical compartment for an easy installation in confined spaces.

This unique design makes the AT4D the choice when space is at a premium or for other individual applications.

### The water unit contains:

- Steam cylinder
- Filling system
- Replenishment system
- Inlet valve
- Drain pump
- Self-cleaning

### The control unit contains:

- Electronics
- Control panel
- Contactor
- Wire terminals



BACnet

## Building technology

The AT4D can be integrated in existing building technology using the Modbus standard. If preferred, the steam generator may be networked via @Link to BACnet/IP and LonWorks.

# For steam baths in a class of their own

## Easy to install

The separate electronic compartment with its generous accessibility and the water and steam connections located outside the unit guarantee an easy installation.

## Intelligent water management

The water management automatically adjusts to local water conditions, keeping water consumption to a minimum.

## Applications

The steam bath generator AT4D is also suitable for Caldarium applications. Therefore a humidity control is standing next to an individually adjustable temperature control.

## The NORDMANN AT4D steam cylinder

The patented self-cleaning system prevents limescale produced during steam production from forming deposits on the electrodes and cylinder sides. It is simply removed using the drain pump. And for users that means maximum reliability and long service intervals.

## Easy to use

A three-inch graphic user interface provides easy access to important operating parameters such as temperature, lighting, cabin ventilation and fragrance injection.

## Remote control up to 1.2 km

In hotels, health clubs and spa complexes, you have simple control of the steam bath from reception or another remote site.



External display in three versions

## AT4D Spa Display

The AT4D Spa Display is extremely user-friendly enabling you to control and program all the features and options. Lights, fragrance, temperature, timing of sessions is now at the end of a finger touch.

Two versions are available, surface- or flush-mounted, with only 19 mm total thickness and only 3mm over-surfacing when built-in.

The frame circling comes in three different versions to match the end-users taste: steel-brushed, black or white glass. The unique magnetic circling frame enables a fast changing of color and style making it interchangeable at all time. Two choices of screen background color layout (Black or white) enable to match the finishing of your choice.

## Technical data

Nordmann AT4D		5	8	15	23	32	45	65
Heating voltage		max. steam output in kg/h						
400 VAC / 3Ph / 50..60Hz*	Type	534	834	1534	2364	3264	4564	6564
400 VAC / 2Ph / 50..60Hz	Type	524	824					
230 VAC / 3Ph / 50..60Hz	Type	532	832	1532	2362	3262		
230 VAC / 1Ph / 50..60Hz	Type	522	822					
Unit size		small	small	medium	medium	large	large	large
Dimensions (W xH x D)	mm	428x575x255	428x575x255	508x620x345	508x620x345	563x640x354	563x640x354	563x640x354
Operation weight	kg	17	17	29	29	65	65	67
Conformity		CE, VDE, GOST, EAC						
Control voltage		230 VAC / 1 Ph / 50..60Hz						

\* other heating voltages on request

# Self Cleaning System

The formation of limescale in steam bath generators is a familiar problem that is inevitable when ordinary tap water is used. The longer the scale is left to form, the more it affects the


efficiency and reliability of the heating electrode, steam cylinder walls and the water pipes.

**The patented NORDMANN SC system** drastically reduces the formation of limescale in steam cylinders and automatically expels the minerals in suspension.


**The result: service intervals are much longer and reliable steam production is guaranteed.**

Thanks to the integrated self-cleaning (SC) system, service intervals with the NORDMANN AT4D steam humidifier are twice as long as those for conventional electrode-based humidifiers.


fier are twice as long as those for conventional electrode-based humidifiers.




The SC system has an unusual, advanced feature that puts it in a class of its own. Air is blown cyclically into the steam cylinder causing the water to swirl. This keeps the particles of limescale in the entire steam cylinder constantly in motion and prevents them from settling on the sides of the cylinder.



The formation of limescale deposits on the heating electrodes and on the bottom and sides of the cylinder is prevented.



The fine particles of scale suspended in the water are rinsed out and removed during the automatic blowdown phase.



When the blowdown process is complete, the system is automatically refilled with fresh water and no interruption to operations.







# Condair Sigma

Economical, robust, efficient

The Sigma generates sterilized, hygienic, odour-free steam. Available with seven practical power levels and in three different sizes, the Condair Sigma produces between 4 - 65 kg of steam per hour.

## **Condair Sigma 4kg/h:**

Though compact, the Condair Sigma delivers all the advantages of the larger models with 4-kg steam output per hour, a mere width of 28.5 cm and total housing volume of 25 l. So it even fits into small niches and narrow cabins. Perfect for applications with limited space.

## **Durable and rugged**

The high-quality finish guarantees a long service life. A robust, hot-dip galvanized housing contains Condair's time-tested steam cylinders. All in all, an affordable and highly reliable humidification solution.

## **Easy to install**

The front of the housing is removable, providing convenient access to all components. Installation and servicing work is quick and simple.


## **The Condair Sigma steam cylinder**

The exchange cylinders are designed for use with ordinary tap water. The extra-large, galvanized electrodes have proved their reliability over many years of practical use.



## **Intelligent water management**

In tandem with the electronically controlled water management system, the steam cylinder adapts perfectly to local water quality. This guarantees safe, reliable operation while reducing water consumption to a minimum. The cylinder can be changed in seconds and downtimes are kept as short as possible.



### SC-System

As an option, the Condair Sigma is available with the patented SC system. The SC system has an unusual, advanced feature that puts it in a class of its own.

Air is blown cyclically into the steam cylinder causing the water to swirl. This keeps the particles of limescale in the entire steam cylinder constantly in motion and prevents them from settling on the sides of the cylinder.

The formation of limescale deposits on the heating electrodes and on the bottom and sides of the cylinder is prevented.

The fine particles of scale suspended in the water are rinsed out and removed during the automatic blowdown phase.

When the blowdown process is complete, the system is automatically refilled with fresh water and no interruption to operations.

The Condair humidifier's SC system does not prevent the formation of limescale completely but it does make the interval between services significantly longer.

### Technical data

Condair Sigma		4	5	8	15	23	32	45	65
Heating voltage		max. steam output in kg/h							
400 VAC / 3Ph / 50..60Hz*	Type	-	534	834	1534	2364	3264	4564	6584
400 VAC / 2Ph / 50..60Hz	Type	-	524	824	-	-	-	-	-
230 VAC / 3Ph / 50..60Hz	Type	-	532	835	1532	2362	3262	-	-
230 VAC / 1Ph / 50..60Hz	Type	422	522	822	-	-	-	-	-
Unit size		small	medium			large			
Dimensions (W x H x D)	mm	285x499x205		377x681x279			492x739x351		
Operation weight	kg	13	24	24	30	65	65	65	65
Conformity		CE, VDE, GOST							
Control voltage		230 VAC / 1 Ph / 50..60Hz							

\*other heating voltages on request





# Condair Spa Control Delta

For simultaneous control of steam bath and sauna.  
Also available as integrated version.

The innovative spa control for simultaneous control of steam bath, caldarium, rasul and different sauna variants such as bio and fin sauna.

It is possible to control various accessories such as light, fragrance, fan, freely configurable relay. It enables managing a steam bath and a fin sauna simultaneously and independently of each other with the same display. Operation is via a modern touch display, which is available in various versions.

Customisable display, you can upload your logo to appear on the screen.

#### Advantages:

- The controller can control a steam bath and a sauna simultaneously and independently of each other.
- Easy switch between steam bath and sauna on the display.
- Flexible number of displays, one for both cabins or one for each cabin.



- Integrated web server where device settings can be managed.
- Smart Home connection via optional KNX gateway, Modbus integrated as standard.
- Keepwarm function saves energy
- Keepwarm-Funktion spart Energie

### Technical data

Condair Spa Control Delta Box		
Nominal power	Sauna	max. 9 kW
	Benchheating	1 kW
	Wallheating	1 kW
	Accessoires	1 kW
Dimensions (W x H x D)	353 x 353 x 107 mm	
Net weight	5,5 kg	
Control voltage	230 V	
Heating voltage	400 V	
Type of protection	IPX4	

Application	Variant
Steambath	standard
Steambath with benchheating	Benchheating
Caldarium	Bench and wallheating
Rasul	Bench and wallheating
Finnsauna	Finnsauna
Bio sauna for sauna heater with integrated steamer	Bio sauna (generator and Spa Control Delta)
Bio sauna for pure sauna heater, steam produced by ES4-2	Fin sauna
Dual cabin	Fin sauna



The external display in three versions

### External Touch Display

Optionally a remote touch display can be connected to the Omega steam generator. It is available as flush-mounted or wall-mounted version, with only 19-mm wall outstanding. You have the choice from three standard frames: brushed stainless steel, white or black glass. There are two different display layouts matching to the selected cover. The cleverly designed magnetic frame construction, however, also allows steam bath builders to individualize the fitting with a material of the customer's liking.





Condair Group / co. Nordmann Engineering Ltd.  
Lindenhofstrasse 28, CH-4052 Basel  
Tel. +41 (0) 61 40 44 650, Fax +41 (0) 61 40 44 679  
info@nordmann-engineering.com  
www.nordmann-engineering.com

Photos: Condair AG, Fotolia and Shutterstock

